

Version 1
December 3rd 2003

Amino Communications



Amino Communications Ltd

Amino Remote Controls
User Guide for
US/Asia Standard Remotes

1	Overview.....	3
2	Batteries.....	4
3	Remote Modes	6
4	TV Control.....	7
4.1	TV Brand Codes.....	9
5	STB Control.....	10
6	Remote Brand Codes.....	12

1 Overview

The Amino remote control is designed to complement the Amino range of Set-Top Boxes in terms of style, quality and functionality.

The remote is universal; capable of controlling the basic functions of the television as well as the Amino Set-Top-Box.



2 Batteries

The remote takes 3 batteries, type AAA, MN2400, UM-4 or LR03.

Alkaline batteries should be used for best performance.

The battery cover is removed by pushing lightly on the recess and sliding the cover downwards.



The batteries must be inserted in the correct direction.



The battery cover is replaced by sliding the cover upwards until it snaps into place.

Note

To prevent children from opening the battery compartment, it is possible to secure the battery compartment cover by use of the screw provided:

- Remove the battery cover and, using a small crosshead screwdriver, remove the silver screw that is now visible at the base of the remote control.





- Fit the batteries and replace the battery compartment cover.
- Now re-fit the screw at the base of the cover.
Do not over-tighten the screw!



3 Remote Modes

The remote control operates in one of two modes, either *STB mode* or *TV mode*.









The mode is selected by pressing the TV  or STB  mode-select button at the top of the remote. When pressed, the TV or STB mode-select buttons illuminate for 1 second to indicate that the mode has been set.


When any function button on the remote is pressed, the TV or STB button will light to indicate that a command is being transmitted in that mode.

If a button has no valid function in that mode, neither the TV nor STB mode buttons will light.

4 TV Control

In TV mode, the remote can control the following TV functions:

TV Function	Default Button Symbol	Description
Power		Toggles the TV power. (Note 1)
Direct channel number entry		Allows direct entry of TV channel numbers
Volume up/down		TV volume up and volume down
Channel up/down		TV channel up and channel down
Mute		TV mute/un-mute
AV		Cycles the TV through the available AV inputs (Note 2)
Last Channel		Toggles the TV between the last displayed TV channel and the current TV channel (Note 3)
Menu		Displays the TV Menu (Note 4)

Navigation & OK		Navigate the TV menu (Note 4)
--------------------	---	----------------------------------

Note 1. All TVs will power off with this button. Some TVs will switch on when the power button is next pressed and other TVs will only power on when a channel button or channel +/- is pressed.

Note 2. Some TV's will cycle through available AV inputs using the Channel +/- button. Other TVs only use the AV button to access the AV inputs.



Note 3. Not all TVs support this function.

Note 4. Some TVs use the menu, navigation and OK buttons to access settings that are not commonly changed (Closed-caption display, for example) Not all TVs support this function.

4.1 TV Brand Codes

In order for the remote to transmit the correct signals to control the TV, the remote must be programmed with a 3-digit code corresponding to the type of TV in use.

This is done in the following way:









- Identify the make of the TV that you are using. E.g. Sony, Magnavox etc.
- Find the TV make listed in the branding table in Appendix A.
- Simultaneously press and hold the TV  and OK  buttons on the remote.
- After approximately 2 seconds, the TV button will light.
- Release the TV and OK buttons – the TV button remains illuminated.
- Now enter the 3-digit brand code according to the make of the TV that is being controlled.
- As each of the digits are entered, the TV button will briefly flash off and on again
- When the third digit has been entered, the TV button will go out.
- If a TV brand code has been entered that the remote does not recognize, the TV button will flash rapidly for a second and remain illuminated. If this happens, re-enter the correct TV brand code.
- Verify that the remote control works with the TV.














Most TV makes have more than one brand code listed in the brand code table – if this is the case try all brand codes that are listed for that make until a suitable match is found.

If no brand code is listed for the TV, try brand codes for Philips and NEC TVs.

5 STB Control

In STB mode, the remote can control the following STB functions:

STB Function	Default Button Symbol	Description
Power		Toggles the STB power.
Direct channel number entry		Allows direct entry of STB channel numbers Also function as text entry buttons when web-browsing. ^(Note 1)
Volume up/down		TV Volume up and volume down ^(Note 2)
Channel up/down		STB Channel up and channel down
Mute		Toggles TV mute ^(Note 2)
AV		Cycles through TV output video modes ^(Note 2)
Delete		Deletes a single character, left of the current cursor position, in text entry boxes
Enter		Acts as a return key when entering text. (Same function as OK button)

Menu		Displays the main menu
Navigation & OK		Navigate the menus and web pages.
Navigation		Coloured navigation buttons
Video Control		Rewind the movie
		Play the movie
		Pause the movie
		Fast Forward the movie
		Stop the movie
		Record the movie
Page Control		Scroll up and down the current page
		View the previous page or the next page (if already visited)
		Refresh (reload) the current page
		Jump to home page

Note 1. Text entry may not be supported by your Set-Top-Box.

Note 2. These buttons control the TV functions in both TV mode and STB mode.

6 TV Brand Codes

Version 0.1 October 24th 2003

A TANDY	094
ABEX	115
ADMIRA	114, 127, 200
ADVENTURA	113
AIKO	105, 112, 197
AIWA	148
ALARON	109, 217
AKAI	033, 110, 111, 157
ALBA	043
ALLERON	109
AMBASSADOR	108
AMERICA	105
AMPRO	234
AMSTRAD	048, 108
ANAM	025, 104, 105, 106, 107
ANAM NATIONAL	104, 214
AOC	036, 041, 102, 103, 111, 116
ARCHER	116
AUDIOSONIC	100
AUDIOVOX	105, 116, 197, 199
BAUER	044
BAUR	100
BAYSONIC	105
BEIJING	151, 155, 156
BELCOR	036, 103, 157
BELL & HOWELL	038, 098, 099
BEON	100
BRADFORD	105
BROCKWOOD	036, 103
BROKSONIC	083, 116, 200
BUSH	100
CANDLE	035, 036, 041, 096, 097, 111, 113, 215
CAPEHART	102
CARNIVALE	041, 157

CARVER	010, 163, 213
CATHAY	100
CELEBRITY	095, 195, 232
CENTURION	041
CHANGHONG	154, 155, 156, 162
CINERAL	105, 197, 199
CITIZEN	035, 036, 041, 092, 093, 094, 096, 097, 105, 111, 112, 113, 149, 197, 215
CLAIRTONE	101
CLARIVOX	100
CONCERTO	035, 097, 215
CONROWA	175
CONTEC	090, 091, 101, 105
CORANDO	094
CRAIG	025, 105
CROSLEY	163, 213
CROWN	094, 105
CURTIS MATHES	016, 036, 038, 041, 055, 069, 075, 093, 094, 098, 111, 114, 127, 149, 163, 196, 198, 212, 213, 215, 219, 228, 229, 231, 233
CXC	105
DAEWOO	029, 030, 033, 036, 072, 094, 100, 103, 105, 112, 119, 153, 157, 158, 159, 160, 199, 197
DANSAI	100
DAYTRON	036, 094, 103
DENON	069
DECCA	027, 100
DIXI	033, 100, 107
DUMONT	001, 036, 089, 103
DWIN	076
DYNATECH	088
ELECTROBAND	095, 101, 195, 232
ELECTROHOME	094
ELECTRON	094
ELIN	100
ELTA	033
EMERSON	000, 002, 006, 007, 008, 009, 011, 036, 038, 041, 081, 082, 083, 084, 085, 086, 087, 090, 092, 094, 098, 101, 103, 105, 108, 109, 200, 217
ENVISION	036, 041, 111

ERRES	100
ETRON	033
FERGUSON	100
FINLUX	100
FISHER	017, 038, 080, 098
FORMENTI	044
FORMONTI	100
FORTRESS	114
FUJITSU	109, 217, 224
FUNAI	048, 105, 109, 141, 150, 152, 217
FUTURETECH	105
GE	013, 016, 020, 036, 041, 075, 076, 077, 078, 079, 081, 086, 104, 114, 127, 196, 199, 212, 214, 228, 229, 231, 233
GEC	027, 100
GEMINI	039
GENEXXA	043
GIBRALTER	089, 103, 111
GOODMANS/TASHIKO	027, 066, 100
GRADIENTE	028, 065, 157, 215
GRANADA	100
GRUNDIG	178, 179, 180, 181, 182, 183, 184, 185, 186, 187, 188
GUNPY	105, 109, 217
H/K	072
HALLMARK	036, 041, 086
HANSEATIC	100
HARLEY Davidson	109, 217
Harman/Kardon	163, 213
HARVARD	105, 106
HINARI	100, 109
HITACHI	018, 035, 067, 068, 069, 070, 071, 087, 094, 097, 135, 215
HYPSON	100
IMA	105
INDIANA	100
INFINITY	163, 213
INFINITY REFERENCE	010
INTERFUNK	100
INTEQ	001, 089

ITT	061
JANEIL	113
JBL	010, 163, 213
JCB	095, 195, 232
JENSEN	031
JINXING	153, 154, 155, 156, 157, 162, 163, 164, 165, 169, 173
JVC	026, 028, 064, 065, 066, 084
KAWASHO	090
KAYPANI	102
KEC	105
KENWOOD	036, 041, 103, 111
KLOSS	063, 072, 113
KONKA	221, 222, 225, 226
KTV	041, 092, 094, 101, 105, 111
LEYCO	100
LG(GOLDSTAR)	003, 012, 035, 036, 041, 073, 074, 086, 094, 097, 100, 103, 111, 115, 215
LIESENK & TTER	100
LLOYTRON	094
LOEWE	100
LOGIK	099, 177
LUXMAN	035, 097, 215
LXI	010, 036, 038, 041, 062, 076, 086, 098, 163, 196, 213, 228, 233
MAGNAVOX	010, 034, 039, 040, 041, 042, 058, 059, 060, 061, 063, 066, 096, 111, 163, 213, 217, 218, 230
MAJESTIC	099
MARANTZ	010, 022, 036, 041, 100, 111, 213
MARK	100
MATSUSHITA	019
MATSUI	027, 033, 100
MEDIATOR	100
MEGATRON	036, 041, 069, 086, 116
MEI	101
M-ELECTRONIC	100
MEMOREX	022, 033, 036, 038, 041, 057, 086, 097, 098, 099, 177, 215, 217
METZ	179, 183, 189, 190, 191, 192, 193, 194

MGA	022, 036, 056, 041, 057, 086, 103, 111
MIDLAND	001, 019, 075, 076, 089, 094, 115, 200, 212, 228, 233
M-ELECTRONIC	075, 089, 196
MINUTZ	079
MITSUBISHI	022, 032, 036, 056, 057, 066, 079, 086, 103, 110, 114, 138
MONTGOMERY	109
MOTOROLA	022, 041, 104, 114, 127, 157, 214
MTC	035, 036, 041, 088, 093, 097, 101, 103, 111, 149, 215
MULTITECH	088, 105, 127
NAD	036, 055, 062, 086, 105
NEC	024, 035, 036, 041, 066, 097, 103, 105, 111, 132, 171, 215
NECKERMANN	100
NEI	100
NIKKAI	027, 043, 100, 115
NIKKO	036, 041, 086, 105, 111, 112, 197
NOSHI	053
NOVABEAM	072
NTC	105, 112, 157
ONWA	041, 105, 157, 197
OPTIMUS	038, 055, 105
OPTONICA	019, 054, 098, 114, 198
ORION	083, 100, 127, 217
OSAKI	027, 115
OTTO VERSAND	100
PANASONIC	010, 019, 025, 075, 083, 104, 109, 131, 137, 143, 200, 212, 214
PANDA	154, 172
PENNY	016, 019, 036, 041, 052, 053, 062, 073, 075, 076, 078, 079, 086, 093, 094, 103, 104, 111, 115, 116, 212, 215, 228, 231, 233
PEONY	156, 162
PHILCO	036, 041, 058, 059, 060, 061, 062, 063, 069, 075, 079, 096, 103, 111, 149, 157, 196, 213
PHILIPS	010, 040, 069, 100, 157, 163, 200, 213
PHONOLA	100
PILOT	010, 036, 041, 094, 103, 111, 163
PIONEER	051, 055, 087, 157, 223

PORTLAND	036, 094, 103, 105, 112, 198
PRICECLUB	093
PRINCETON	227
PRISM	075, 157, 197, 212
PROSCAN	075, 076, 228, 233
PROTECH	100
PROTON	036, 050, 086, 094, 102, 116, 196, 219
PULSAR	001, 036, 041, 089
PULSER	103
QUASAR	025, 075, 089, 104, 157, 212, 214
QUELLE	100
RADIO SHACK	036, 041, 038, 054, 075, 094, 103, 105, 112, 115, 127, 157, 196, 215, 228, 233
RADIOLA	100
RCA	005, 014, 015, 018, 019, 036, 041, 049, 053, 075, 076, 077, 087, 103, 114, 212, 216, 223, 228, 229, 233, 231, 235, 236, 237
REALISTIC	036, 038, 041, 054, 086, 094, 097, 098, 103, 105, 111, 115, 157, 196, 215
RHAPSODY	101
R-LINE	100
RUNCO	001, 041, 089, 098, 105, 111, 157, 220
SAISHO	033, 108
SAMPO	036, 041, 094, 102, 105, 111, 115
SAMSUNG	033, 034, 035, 036, 041, 086, 093, 094, 097, 100, 103, 111, 115, 149, 215
SAMSUX	094
SANSEI	199
SANSUI	200
SANYO	017, 023, 027, 038, 066, 080, 091, 098, 123, 125, 126, 202, 203, 204, 205, 206, 207, 208, 209, 210, 211
SBR	100
SCHEIDER	100
SCIMITSU	036, 103, 157
SCOTCH	036, 041, 086
SCOTT	036, 041, 083, 086, 094, 103, 105, 109, 217
SEARS	010, 016, 017, 035, 036, 038, 041, 048, 052, 062, 076, 080, 086, 097, 098, 109, 141, 163, 196, 213, 215, 217, 228, 233
SEMIVOX	105
SEMP	062

SHANGHAI	156, 168
SHARP	046, 047, 054, 066, 091, 091, 111, 114, 127
SHOGUN	036, 103, 157
SIGNATURE	099, 177
SIMPSON	058, 096, 218
SOLAVOX	115
SONOKO	100
SONTEC	100
SONY	037, 045, 066, 084, 095, 128, 144, 195, 232
SOUNDESIGN	036, 041, 086, 096, 105, 109, 217
SOUNDWAVE	100
SPECTRICON	116
SQUAREVIEW	048, 141
SSS	036, 089, 103, 105, 157
STAR-LITE	105
SUPREM	095, 195, 232
SUPRE-MACY	113
SURPA	035, 097
SYLVANIA	010, 036, 041, 044, 058, 059, 060, 061, 063, 096, 111, 157, 163, 213
SYMPHONIC	048, 141
SYSLINE	100
TANDY	027, 043, 114, 127
TATUNG	027, 088, 100, 104, 116, 214
TCL	156, 163, 170
TECHNOL ACE	109, 217
TECHNICS	019, 075, 212
TECHWOOD	035, 075, 097, 157, 212, 215
TEKNIKA	010, 022, 035, 036, 057, 093, 094, 096, 097, 099, 103, 105, 109, 112, 113, 157, 163, 177, 197, 213, 215, 217
TELEFUNKEN	157, 215
TELETECH	033
TERA	050
THAKRAL	167
THORM	100
TMK	035, 036, 041, 086, 097, 108, 215
TNCI	001

TOSHIBA	038, 052, 062, 066, 093, 098, 130, 149
TOSONIC	101
TOTEVISION	094
TRICAL	091
UNIVERSAL	078, 079
UNIVERSUM	100
VECTOR RESEARCH	036, 041, 111
VESTEL	100
VICTOR	028, 065
VIDEO CONCEPT	110
VIDIKRON	010, 021, 163, 213
VIDTECH	036, 041, 086, 103
VIKING	113
WARDS	010, 036, 041, 045, 054, 058, 059, 060, 061, 077, 078, 079, 086, 097, 099, 103, 109, 111, 177, 213, 215, 217
WATSON	100
WHITE Westinghouse	200
XOGEKO	161, 162, 166, 174, 176
YAMAHA	036, 041, 103, 111
YOKO	100
ZENITH	001, 004, 089, 099, 105, 177, 197, 200
ZONDA	116
	120, 121, 122
ビクター	
	124, 127
シャープ	
	129
ゼネラル	
	133
パイオニア	
	134, 136, 141, 145
フナイ	
	140, 142
ダカス	
	146
サムソン	
	149
インターコンプ	
	134, 136, 141, 145
14M01 ベスト(型式)	

14M02	ベスト(型式)	146
14M10	ベスト(型式)	147
20M01	ベスト(型式)	134, 136, 141, 145
20M02	ベスト(型式)	134, 136, 141, 145
20M03	ベスト(型式)	132
25M010	ベスト(型式)	147
D25AV10	ベスト(型式)	147